City of Belmont

Community Safety Strategy

2025 – 2030

Acknowledgement of Country

The City of Belmont acknowledges the Whadjuk Noongar people as the Traditional Owners of this land and we pay our respects to Elders past, present and emerging. We further acknowledge their cultural heritage, beliefs, connection and relationship with this land which continues today.

We acknowledge all Aboriginal and Torres Strait Islander peoples living within the City of Belmont.

Detail of Jupp Lane mural by Shane Yondee Hansen

Contents

Executive summary	**3**
Introduction	**4**
Working together to make our community safer	4
Actions we can	4
Strategic alignment	**5**
Our community	**6**
Statutory	7
Discretionary	7
Community safety history	8
Community safety timeline	8
Review of the Community Safety Strategy	9
WA Police Force crime statistics	11
Our top community priorities	13
Community perceptions of crime	13
Our performance	**17**
What is the City doing well?	17
What should the City focus on improving?	17
Community safety actions	**18**
Deliver	19
Empower	21
Partner	23
Advocate	25
Measuring performance	**27**
References	**28**

Alternative Formats

This document is available on the City of Belmont website and can be requested in alternative formats including electronic format by email, in hardcopy both in large and standard print and in other formats as requested. For further information please contact the Safer Communities team on (08) 9477 7222.

For language assistance please contact TIS (Translating and Interpreting Service) on 131 450.

Executive summary

The City of Belmont is the City of Opportunity. It is home to a diverse and harmonious community with thriving industrial and commercial precincts, and is situated on the banks of the Derbal Yerrigan (Swan River).

Community safety is a key concern in the City, with it consistently ranking as our highest community priority and many in the local area reporting that they don't feel safe when out and about in the City of Belmont.

Community safety is a complex area and requires a coordinated and collaborative approach that sees the City working with a wide range of stakeholders and members of the community to foster safer spaces and build safety resilience.

The Community Safety Strategy 2025-2030 (Strategy) outlines where the City will focus efforts over a five year period to deliver, empower, partner or advocate for improved community safety outcomes for the local community.

The Strategy aims to build on the success of previous Community Safety Strategies with community consultation indicating strong support for existing City services and activities as well as highlighting areas for additional investment.

Attendees at Harmony Festival 2025

Introduction

Working together to make our community safer

Community safety is a key concern for City of Belmont residents and a priority area of focus for the City.

The City's first Community Safety Plan was developed over a decade ago, in 2012, and since that time the City has invested substantially in community safety initiatives.

The City has an important role to play in helping people feel safer in their local community. This Community Safety Strategy outlines how the City will focus its resources to best support, facilitate and address community safety concerns.

Actions we can take include:

Deliver	Empower	Partner	Advocate
The City delivers high quality community safety initiatives and services, which are widely promoted throughout the community.	Build safety resilience through education, promotion, and support.	Develop strategic partnerships with key agencies and supporting organisations to improve community safety outcomes.	Listening and monitoring community safety needs to advocate to other tiers of government.

For the Strategy to succeed, it requires meaningful stakeholder support and engagement, particularly with the WA Police Force, key state and local agencies, local businesses, not-for-profit and community groups and members of our community.

Community safety and crime prevention is directly influenced by the actions and behaviours of the whole community. Community safety and crime prevention go hand in hand, so improving safety, reducing crime, and identifying the factors leading to these behaviours or actions are all equally important.

Through these efforts, we aim to make the City a safe and welcoming place for everyone to work, live, and conduct business.

The Australian Safe Communities Foundation defines a safe community as:

"…one in which all sectors of the community work together in a coordinated and collaborative way, forming partnerships to promote safety, manage risk, increase the overall safety of all its members and reduce the fear of harm. The key feature is the creation of a local infrastructure (i.e., coalition of community, business, government, and non-government leaders) that combine their resources and interests to address local concerns about injuries, crashes, anti-social behaviour, and crime in a coordinated and sustainable manner."

Strategic alignment

The Strategic Community Plan 2024-2034 outlines our community's shared vision and aspirations.

It details the City's plan for the future with five key performance areas of People, Place, Planet, Prosperity, and Performance. The primary area of alignment for community safety under the Strategic Community Plan is People with supporting alignment under Place, Prosperity and Performance.

This Strategy acts as an additional focus area to the Strategic Community Plan 2024-2034 and the City's Corporate Business Plan, designed to help steer the outlined outcomes of those plans.

Our community

The City of Belmont is located six kilometres east of the Perth CBD and covers 40 square kilometres. It includes the suburbs of Ascot, Belmont, Cloverdale, Kewdale, Redcliffe, and Rivervale, and the majority of the Perth Airport precinct.

People

Estimated residential population

21 March 2025

46,133

forecast.id.com.au/belmont/

Ageprofile

2021, ABS Census

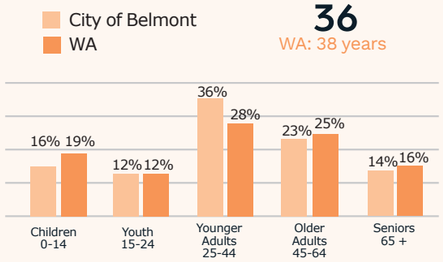

Median age

2021, ABS Census

36

WA: 38 years

Profound or severe core activity limitation

2021, ABS Census

(excludes not stated)

5.2%

WA: 4.9%

Households that speak a non-English language

2021, ABS Census

(excludes not stated)

33.4%

WA: 19.6%

Aboriginal and/or Torres Strait Islander People

2021, ABS Census

2.7%

WA: 3.3%

Life satisfaction

2023 Markyt® wellbeing scorecard

7.3

Mean score out of 10

Aust: 7.3 (Better life index)

Belonging

2023 Markyt® wellbeing scorecard

45

% agree

Industry average:54%

Safety Index

2023 Markyt® wellbeing scorecard

43

Index points out of 100

Industry average:47

High risk alcohol drinkers for long term harm

25%

High risk alcohol drinkers for short term harm

8%

Illicit drug hospitalisations per 100,000 people

348

(WA average 266)

Illicit drug deaths per 100,000 people

15

(WA average 11.6)

Source: Department of Health WA - Health & Wellbeing Profile City of Belmont 2011-2020 (October 2024)

Community safety context

Local governments in Western Australia operate under the Local Government Act 1995 (WA) and other relevant legislation, which outlines their responsibilities and powers. Some services, such as waste collection, maintaining local roads, and animal control, are mandated by law and are known as statutory services. These services must be provided to meet community needs and comply with legislation.

In addition to statutory services, local governments can offer discretionary services that are not legally required but are implemented to benefit the local community. Many initiatives from the City's Community Safety Strategies fall under the discretionary category, aimed at enhancing quality of life in the City of Belmont.

Statutory

- Animal control
- Parking management
- Amenity management
- Fire compliance
- Illegal camping

Discretionary

- Community Watch patrols
- CCTV
- Graffiti removal
- Security appraisals
- Bicycle and e-ridable registrations
- Safeguarding families advocacy service
- Youth programs and projects
- Neighbourhood grants

Community safety history

For over a decade the City has committed to invest in community safety, this includes services like the Belmont Community Watch security patrols, fixed CCTV and several community safety related initiatives and programs.

Since the inception of the Belmont Community Watch service, the community safety services and programs provided by the City have continued to develop to be adaptable to the changing community environment and needs.

Community safety timeline

Over time, the City has identified that the approach to community safety needs to be more than crime prevention or reporting. It requires an approach which includes understanding the causes or contributors to issues as well as what influences perceptions of safety.

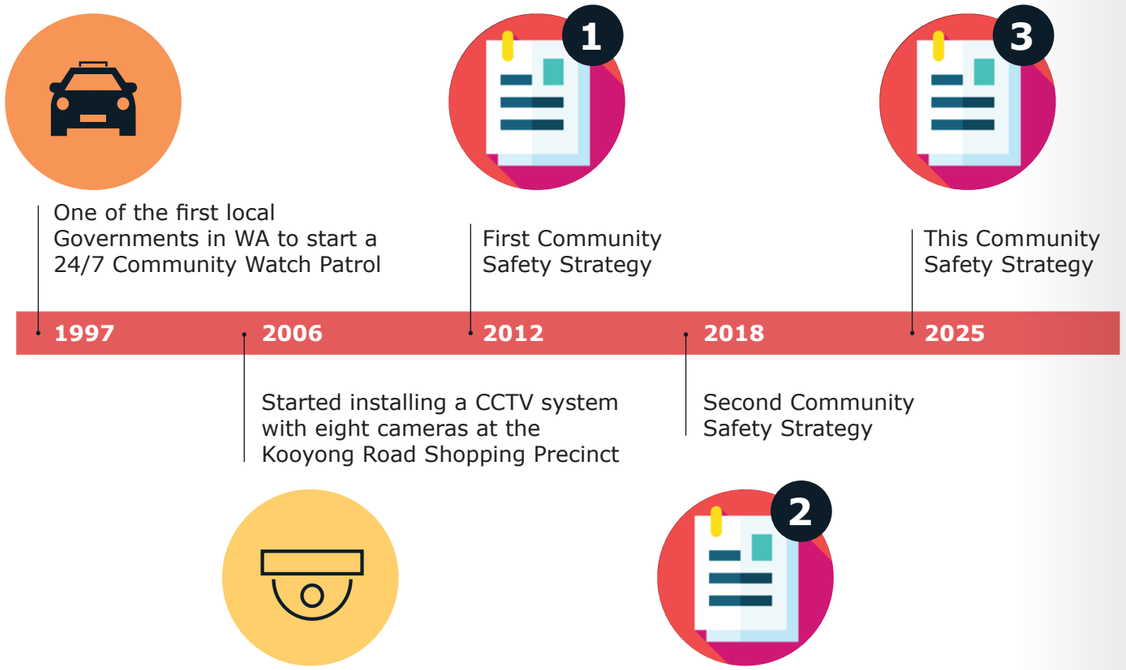

Review of the Community Safety Strategy

To help the City understand the evolving needs of its community, the City regularly engages with residents. This approach ensures adaptability to the community's ever-changing needs.

Community engagement has formed a critical part of the review process for the Strategy.

Broad consultation ▶ **Strategy workshops** ▶ **Strategy development**

May to June 2024: Broad consultation

The first engagement for the Strategy was held from May to June 2024 and included the following formats.

- Survey and pin boards (digital and hardcopy).
- 5 x pop-ups at events and public places.
- Meetings with key stakeholders.

Feedback was invited through online and in-person engagement methods.

August 2024: Strategy workshop

Following the broad consultation, a workshop was held with community members and stakeholders to review the results of the engagement process and consider inclusions for the Strategy.

Particular focus was paid to where the City could deliver services and where the City needed to work with other stakeholders and community to influence better community safety outcomes.

Many of the actions outlined in this Strategy stem from the outcomes of this engagement.

September 2024 to May 2025: Strategy development

To develop the Strategy, the City has considered:

- community engagement (pop up events, forums, online methods, and workshops)
- consultation with key agencies and advisory groups
- data related to demographic trends and changes
- performance of previous community safety and crime prevention plans
- WA Police Crime statistics
- City of Belmont Community Watch data, and
- evaluation of current safety and security initiatives.

Community Workshop August 2024

WA Police Force crime statistics

The main reported crimes affecting the community in the City of Belmont are:

1. Stealing (all types)
2. Other property related offences (burglary, damage, etc.)
3. Drugs (all types)
4. Offence against a person (assaults)
5. White collar related crimes (such as fraud)

Over the last 10 years, WA Police Force reported statistics confirmed stealing as the most prevalent crime, followed by other property related offences. Tracking crime statistics over time reveals a consistent pattern, with the only decreases observed during the COVID-19 pandemic.

Stealing-related offences (opportunistic crimes) have increased the most over the past years, with a continuing upward trend across the metropolitan area.

The below graphs offer a comparison between the WA Police Force reported Perth Metropolitan results, versus the City of Belmont.

Crime statistics

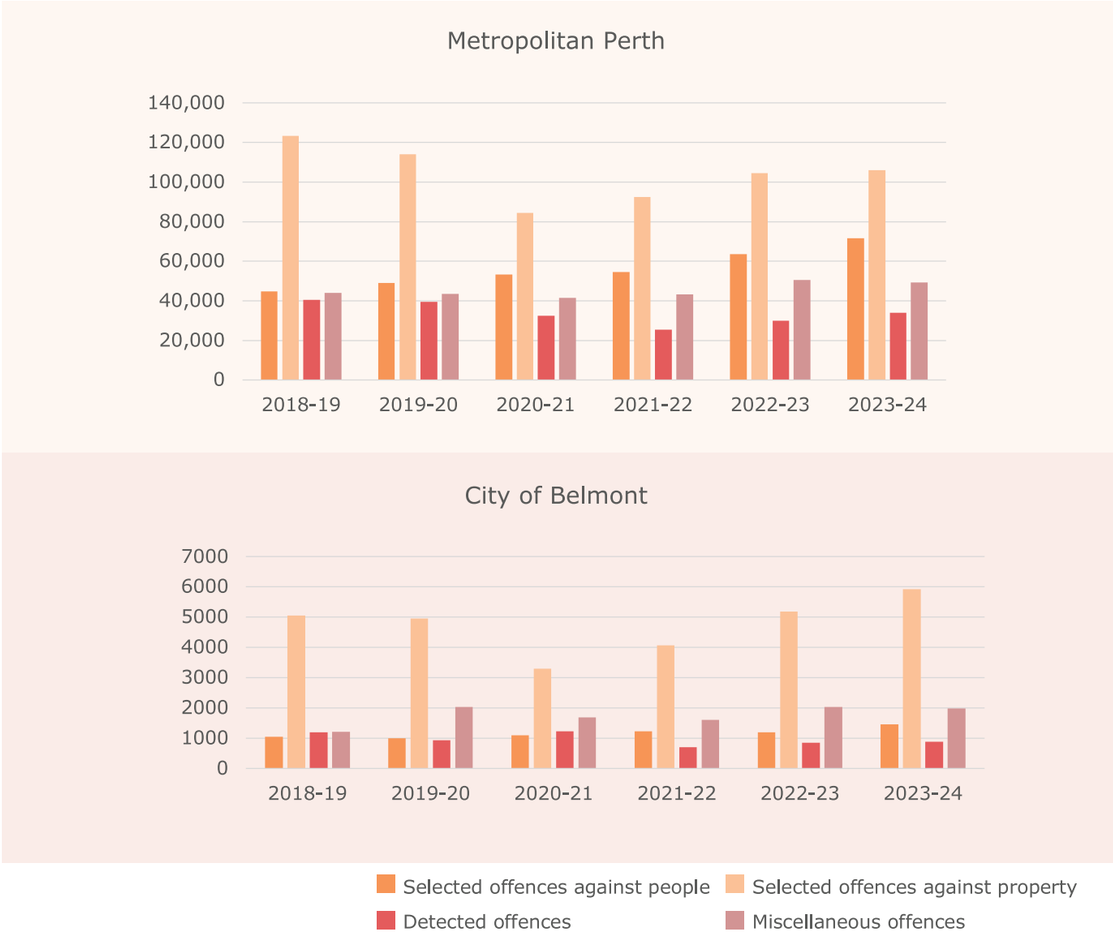

- Offences against the person include homicide, assault, sexual offences, robbery and threatening behaviour.
- Offences against property include stealing, burglary, property damage and arson.
- Detected offences include drug offences, possession of stolen property and weapons.
- Miscellaneous offences include graffiti and fraud.

Levels of crime experienced in the City of Belmont is similar to other areas. One area of noting is that opportunistic offences against property trends higher than the metropolitan average.

This is reflected in the results of the Community Safety Strategy Survey which asked participants if they had been a victim of crime in the last five years and what types of crime people had personally experienced. Theft, property damage and burglary were the highest recorded experiences of crime from those who responded to this question.

In the last five years, which of the following crimes were you a victim? Required

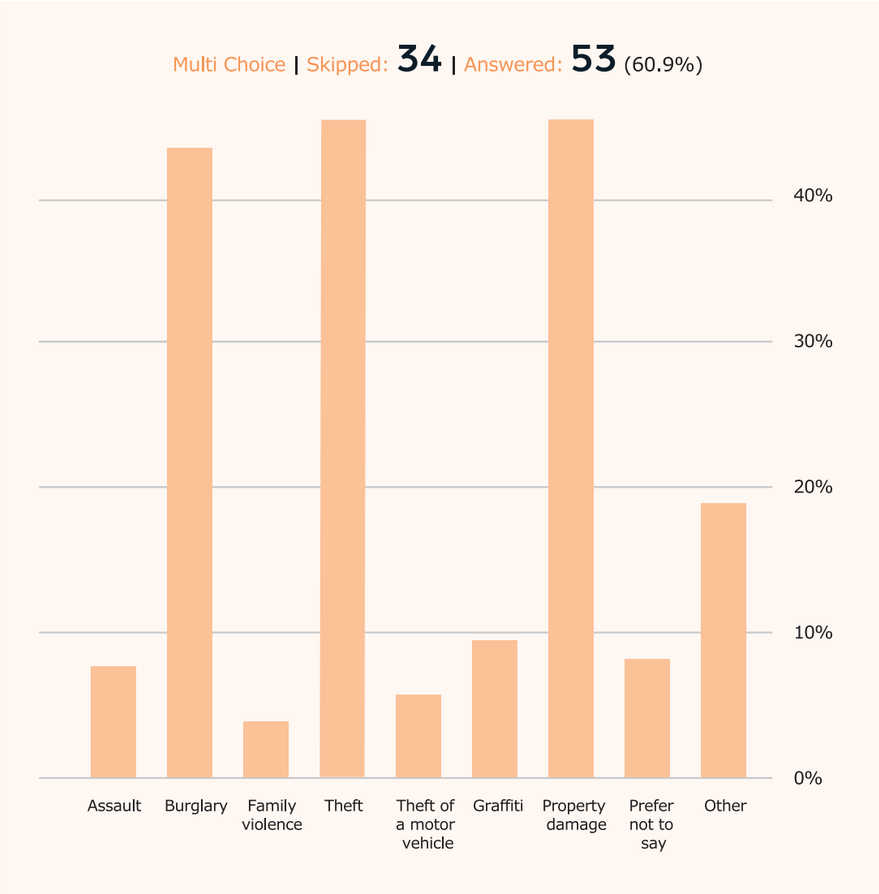

Community perceptions of crime

The highest community priority

When asked what their top priorities are for the City through the MARKYT® Community Perceptions Scorecard, safety and crime prevention has been the highest ranked response for a number of years.

Despite continued investment in community safety initiatives, the MARKYT® Community Perceptions Scorecard has seen a decline in community safety ratings over the past three years.

The City of Belmont is not alone in this trend of perceptions towards crime and safety. Other West Australian local governments participating in the scorecard have also seen a decline with a drop in community safety perceptions from an average score of 48 in 2021 to 43 in 2024. The City of Belmont has seen a drop from 51 in 2021 to 40 in 2024.

Our top community priorities are:

Safety and crime prevention	61%
Street lighting	22%
Streetscapes, trees and verges	16%

Feelings of safety

The Community Safety Strategy survey asked participants about their experience of crime and if they felt safe in the City of Belmont.

A high proportion of respondents (61%) indicated that they had been a victim of crime in the past five years.

Another key result was that most people felt safe in their homes, however the majority of respondents indicated that they felt unsafe when out and about in the community.

Comment	Yes	No
Have you been a victim of crime in the last 5 years?	61%	39%

Comment	A Lot Higher	Some-what Higher	The Same	Lower	Unsure
Compared to the rest of the Perth Metropolitan area, do you believe the crime rate in the City of Belmont is higher, lower, about the same?	21%	46%	31%	2%	0%

Comment	Safe	Neither Safe - Unsafe	Unsafe
How safe do you usually feel at home?	61%	19%	19%
How safe do you feel in your own street?	36%	30%	34%
How safe do you usually feel out and about in the City of Belmont?	19%	28%	40%

Contributors to community safety issues

Participants who were surveyed either via the MARKYT® Wellbeing Scorecard 2023 or via the survey for this strategy were asked what they thought the main contributors to community safety issues were. The results of the community safety survey and scorecard were very similar with substance abuse ranked as the top contributor.

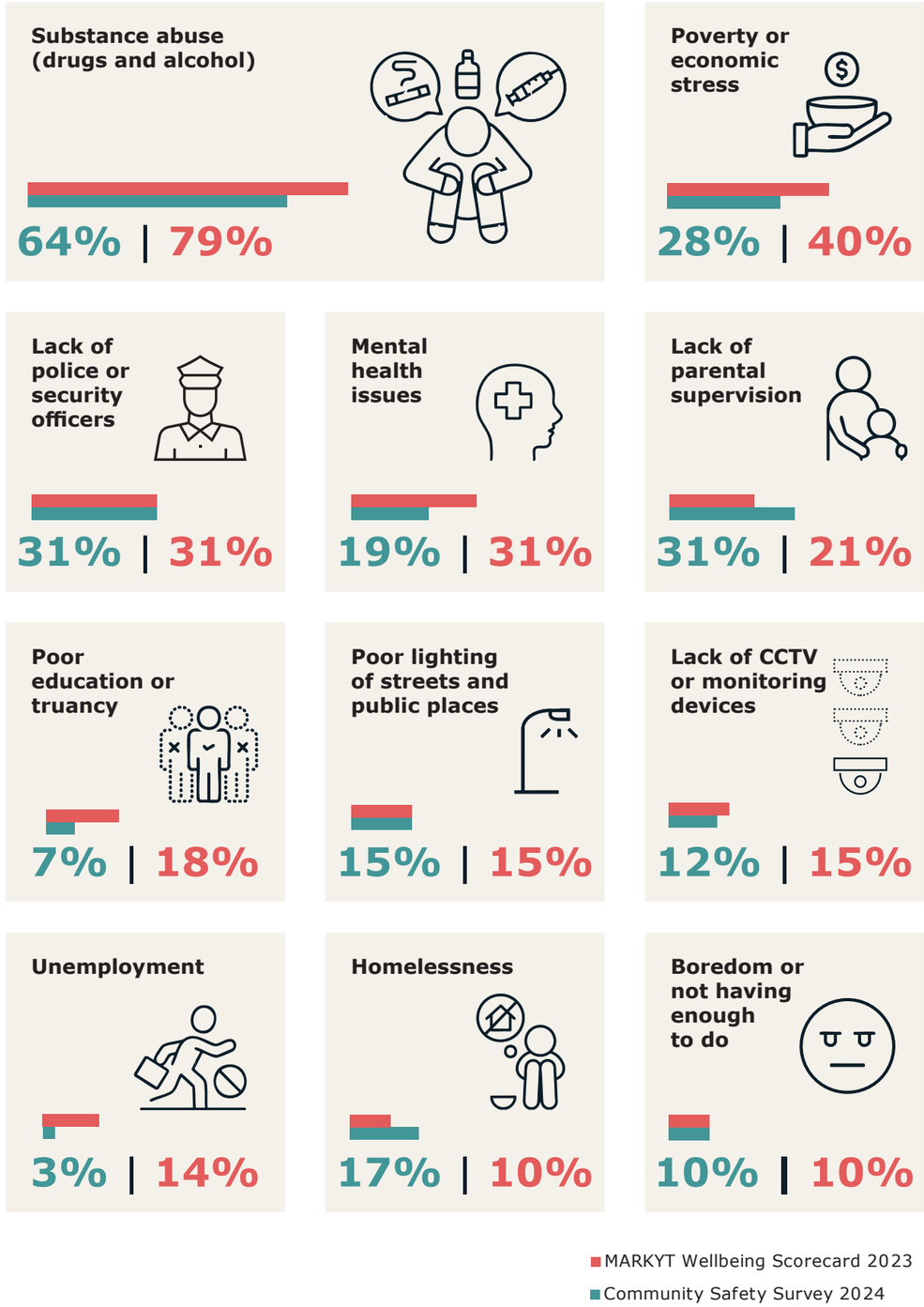

Our performance

Through the consultation process for this strategy, participants were asked what the City did well and what the City should focus on improving in relation to community safety.

What is the City doing well?

- Development and building of established partnerships.
- CCTV with a desire to keep investing and expanding the CCTV network.
- Belmont Community Watch Patrols.
- The opportunities for additional community safety resources and funding.
- The delivery of new initiatives regarding crime prevention, such as security appraisals.
- Regular review of performance and resetting of strategic focus within community safety.
- Close collaboration with key agencies on the various social drivers linked to the causes of crime, and perception of concerns.

What should the City focus on improving?

- Developing community resilience towards crime and community safety.
- Increased promotion, education, and engagement regarding the City's community safety services, and how to better access and connect with other agency's services.
- Offering a localised approach to community engagement, which also supports multicultural communities and older people.
- Targeting the key contributing factors to crime and antisocial behaviours.
- To develop and enhance its close working relationships with the WA Police, domestic violence services, young people, and neighbourhood groups.
- To maintain and potentially increase the resources provided to some service areas.

Community safety actions

The following pillars have been established to guide City actions to address crime and safety concerns in the local community.

1. Deliver - City-led crime prevention and community safety initiatives
2. Empower – build safety resilience through education, promotion, and support
3. Partner - develop strategic partnerships with key agencies and supporting organisations to improve community safety outcomes
4. Advocate - listening and monitoring community safety needs to advocate to other tiers of government.

Action Pillars

- **Deliver**
- **Empower**
- **Partner**
- **Advocate**

Deliver

Community feedback highlighted preferred areas of investment to deliver City-led crime prevention and community safety initiatives.

Some of the results of the consultation and strategy review were:

Highlights	Continue and invest	Focus and improve
630 fixed CCTV cameras in operation 24/7 security patrols Graffiti removal services	• CCTV network • Security patrols • Graffiti removal • City projects to activate public areas • Attractive streetscapes and safer roads	• Better promotion of community safety initiatives • Local engagement on solutions • Investment in lighting • Activation of public spaces

Initiatives

Pillar	Action	Responsible
1. Deliver City-led crime prevention and community safety initiatives.	1.1 Regular promotion of City-led community safety initiatives to the community.	Manager Safer Communities Manager PR & Stakeholder Engagement
	1.2 Continue to improve and enhance the City's CCTV network and coverage within the public realm based on identified needs.	Manager Safer Communities
	1.3 Improve lighting in public places where the City owns lighting infrastructure.	Director Infrastructure Services
	1.4 Ongoing implementation and review of the Belmont Community Watch (BCW) service.	Manager Safer Communities
	1.5 Proactive ranger services with a focus on local engagement.	Manager Safer Communities
	1.6 Deliver safer public spaces through contemporary planning, design, and activation.	Director Infrastructure Services Manager of Planning Services
	1.7 Deliver attractive streetscapes to foster civic pride.	Manager Parks, Leisure & Environment
	1.8 Continued investment in swift graffiti removal service with a 24 hour removal target.	Manager Safer Communities
	1.9 Deliver road safety programs and initiatives.	Manager Design, Assets & Development

Desired outcomes:

1. A happy, well informed and engaged community who are aware of City-led community safety initiatives and how to find information on what the City is doing.
2. A safe and healthy community where City-led community safety initiatives are focused on local needs.
3. The City is creating safe, attractive and welcoming public places.
4. A city that is easy to get around safely due to road safety programs and initiatives.

Empower

Community feedback highlighted preferred areas of investment that empower the community to improve their own safety.

Some of the results of the consultation and strategy review were:

Learnings

Highlights	Continue and invest	Focus and improve
Security assessments Bike and ebike registrations and free locks Security floodlights provided to residents and businesses	• Home and business security assessments • Cyber security education • Community education • Bike and scooter registrations • Neighbourhood grants and programs • Provide a Council budget for enhancing home and property security, through Council subsidies towards eligible security devices • Investigate other devices such as alarm and CCTV systems to be included for Council subsidies	• Better promote how to report crime • Engagement tailored to different community groups and different types of community safety concerns • Neighbourhood grants and programs • Subsidies for home and business security • Support for community champions to lead neighbourhood and community safety initiatives

Home security assessment and floodlights

Initiatives

Pillar	Action	Responsible
2. Empower Build safety resilience through education, promotion, and support.	2.1 Provide crime prevention support and advice to increase home and business security.	Manager Safer Communities
	2.2 Provide crime prevention support and advice to help people avoid or reduce opportunistic crimes when out and about in the community.	Manager Safer Communities
	2.3 Provide targeted security giveaways for residents and businesses to develop security awareness and protection.	Manager Safer Communities
	2.4 Increased funding for grants and programs to help people get to know their neighbours.	Manager Library, Culture & Place
	2.5 Cyber security promotion, education, and programs for diverse community groups.	Manager Economic & Community Development
	2.6 Encourage people to report crimes to appropriate channels.	Manager Public Relations & Stakeholder Engagement
	2.7 Work with diverse groups to help build community safety resilience.	Manager Safer Communities Manager Economic & Community Development

Desired outcomes:

1. People of all ages, cultures and abilities feel connected and supported and know how to access support to keep themselves safe at home and out in the community.
2. The City encourages active participation in lifelong learning opportunities relating to community safety.
3. People get to know their neighbours, which builds safety resilience and a strong sense of belonging in the local community.

Partner

Community feedback highlighted preferred areas of investment to partner with other organisations on crime prevention and community safety initiatives.

Some of the results of the consultation and strategy review were:

Learnings

Highlights	Continue and invest	Focus and improve
24/7 CCTV link with WA Police Force Family and domestic violence support Youth programs	• WA Police partnerships • Family and domestic violence support • Youth partnership programs • Business partnerships	• Alcohol and drug prevention partnerships • Community-led initiatives

Youth Week Market Day 2025

Initiatives

Pillar	Action	Responsible
3. Partner The City develops strategic partnerships with key agencies and supporting organisations to improve community safety outcomes.	3.1 Continue working with WA Police Force to foster two-way sharing of information, relating to crime and safety in the area.	Manager Safer Communities
	3.2 Continue support for family and domestic violence support programs and partnerships.	Manager Economic & Community Development
	3.3 Work with schools and youth partners on youth engagement programs.	Manager Economic & Community Development Manager Safer Communities
	3.4 Work with local businesses to understand safety concerns and deliver initiatives in business areas.	Manager Safer Communities
	3.5 Engage with City Advisory Groups and the Community Safety Alliance Group.	Manager Safer Communities
	3.6 Collaboration with neighbouring local government authorities.	Manager Safer Communities
	3.7 Partner with key state or non-profit organisations that offer community safety initiatives.	Manager Safer Communities

Desired outcomes:

1. The City frequently shares information and resources with key stakeholders to foster a safer and healthy community.
2. Organisations, businesses and community groups feel connected and supported by the City to deliver initiatives that encourage a safer community.

Advocate

Community feedback highlighted preferred areas of investment to advocate to other tiers of government on crime prevention and community safety.

Some of the results of the consultation and strategy review were:

Learnings

Highlights	Continue and invest	Focus and improve
Support for Belmont Police Station Liaison with State Government agencies Lighting programs through Western Power	• WA Police Force • Members of Parliament • Department of Communities • Department of Planning • Department of Health • Western Power • Main Roads WA	• Street lighting • Alcohol and drug prevention supports • Mental health supports • Planning and housing • Additional resources and programs to support community safety, wellbeing, and local services

Street lighting

Initiatives

Pillar	Action	Responsible
4. Advocate The City is listening and monitoring community safety needs to advocate to other tiers of government.	4.1 Advocate for continued police presence and State Government support for the Belmont Police Station.	CEO
	4.2 Advocate for continued improvements to State owned streetlights and lighting infrastructure.	Director Infrastructure
	4.3 Encourage drug and alcohol prevention services and programs in the City.	Manager Economic & Community Development
	4.4 Advocate for support and services for people facing homelessness.	Manager Economic & Community Development
	4.5 Advocate for more support for mental health programs.	Manager Economic & Community Development
	4.6 Encourage State Government to consider safety and amenity of our local area in State planning decisions.	Manager Planning
	4.7 Ongoing advocacy to State Government for management and allocation of public housing in the community.	CEO

Desired outcomes:

1. All tiers of government are working together to improve community safety outcomes in the City of Belmont through effective leadership and governance.
2. Government support tackles complex community safety issues to deliver a safe, healthy community.
3. Responsible urban planning includes community safety considerations.

Measuring performance

The City will monitor the implementation of the Strategy over the next five years and annually review its performance in line with the City's Corporate Business Plan and annual budget process.

The Strategy is activated through the Community Safety Implementation Plan. This is an operational document aligned to the actions in this strategy.

Learnings

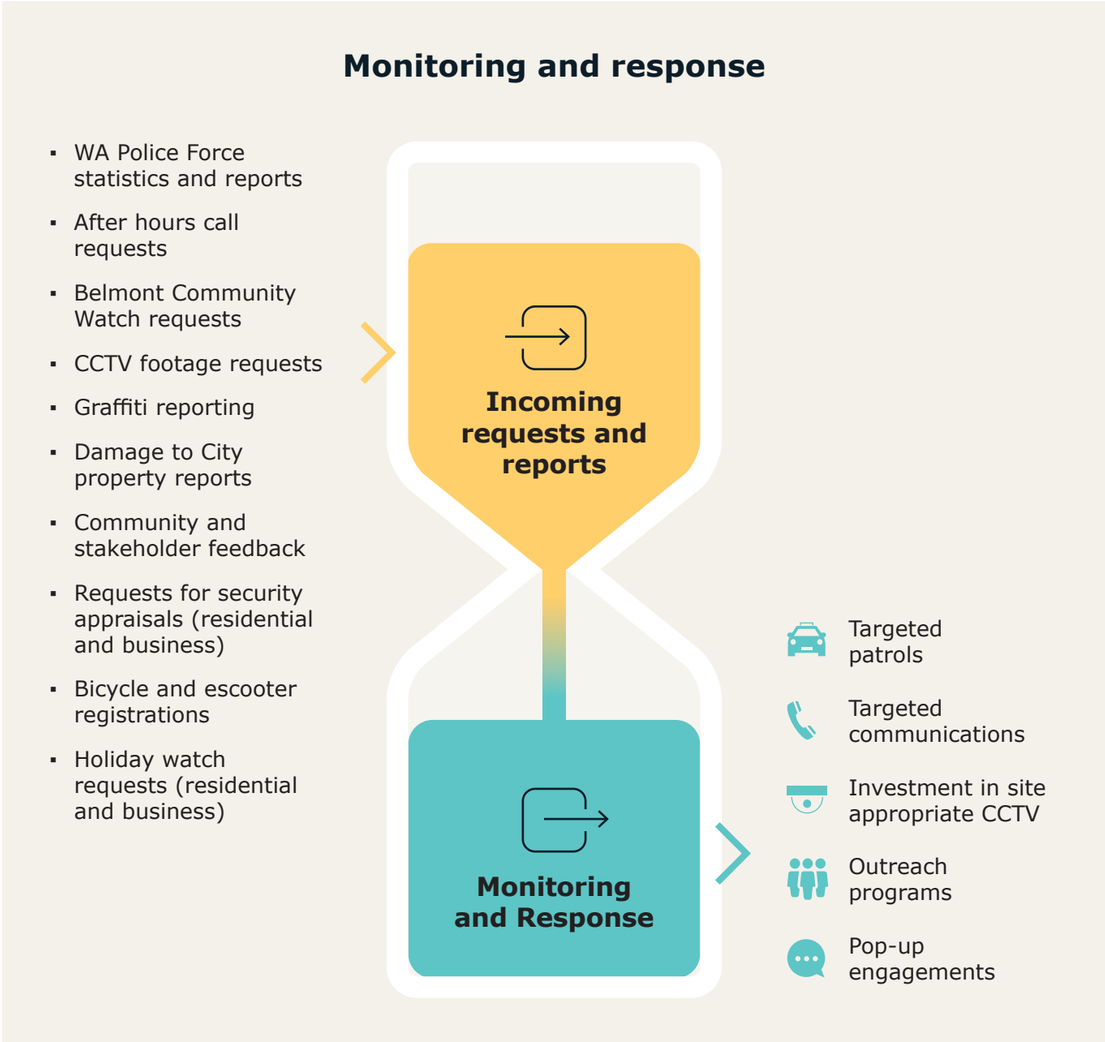

References

City of Belmont references and associated plans

Strategic Community Plan 2024-2034

Corporate Business Plan 2024-2028

Economic Development Strategy 2023-2028

Koort Karnadjil Mya – Heart Truth Voice – First Nations Strategy

Youth Strategy 2019 & Beyond

Multicultural Strategy 2020 & Beyond

Engagement Strategy 2023 & Beyond

MARKYT® Community Perceptions Scorecard 2024

MARKYT® Business Perceptions Scorecard 2024

MARKYT® Wellbeing Scorecard 2023

Belmont Community Watch and Ranger Statistics

CCTV request data

Other references

WA Police Force Crime Statistics https://www.wa.gov.au/organisation/western-australia-police-force/crime-statistics

Department of Health WA - Health & Wellbeing Profile 2011-2020

City of
Belmont

215 Wright Street, Cloverdale WA 6105
Locked Bag 379, Cloverdale WA 6985
Open 8:30am - 4:45pm, Monday - Friday
PH: (08) 9477 7222
A/H: (08) 9477 7224

belmont@belmont.wa.gov.au
belmont.wa.gov.au
BelmontCouncilWA
City-of-Belmont-WA
CityofBelmontWA